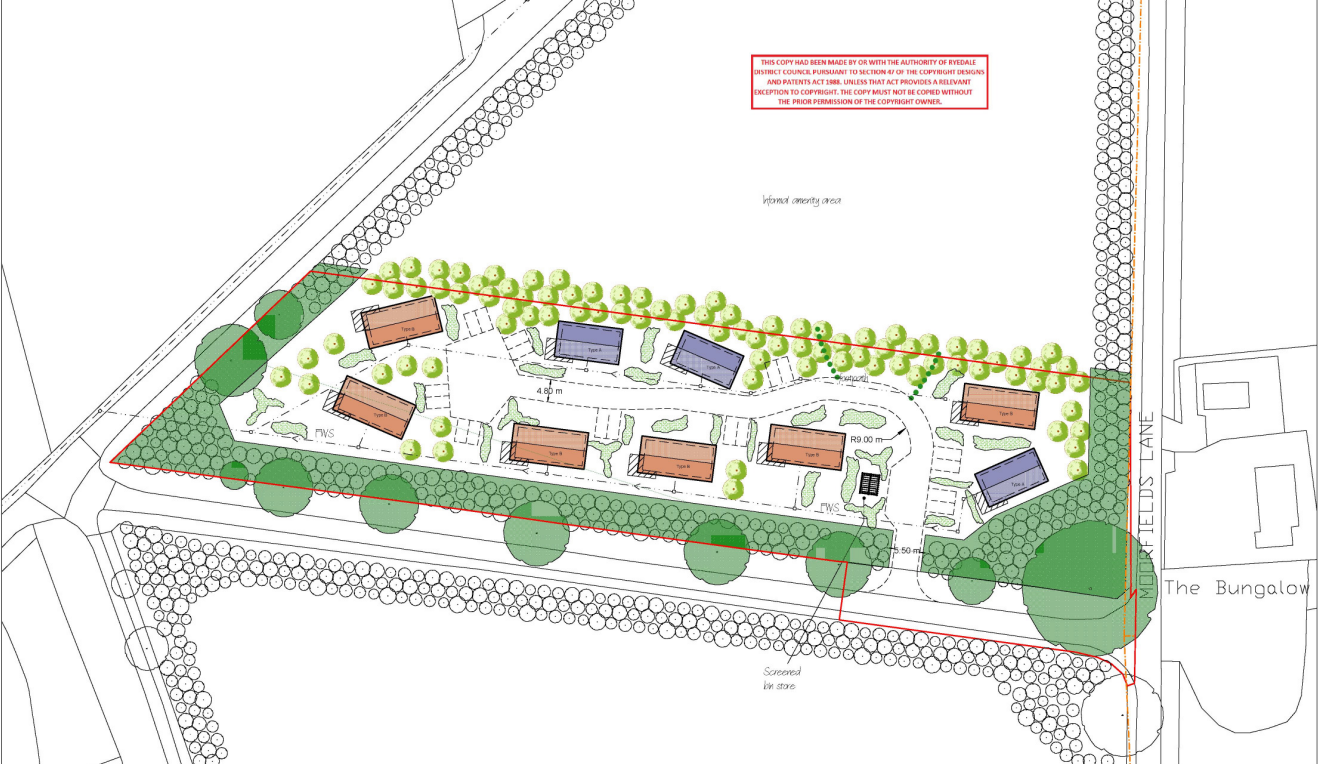
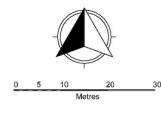


THIS COPY HAS BEEN MADE BY OR WITH THE AUTHORITY OF EYEDALE DISTRICT COUNCIL PURSUANT TO SECTION 47 OF THE COPYRIGHT DESIGNS AND PATENTS ACT 1988. UNLESS THAT ACT PROVIDES A RELEVANT EXCEPTION TO COPYRIGHT, THE COPY MUST NOT BE COPIED WITHOUT THE PRIOR PERMISSION OF THE COPYRIGHT OWNER.



- Notes:
- Original tree planting
 - Existing expanded tree and hedgerow planting to supplement original tree planting
 - Proposed tree planting
 - Proposed native hedge



Client: Herbert Pension Scheme		
Title: Holiday Lodges - Land north-east of Wombleton Grange The Airfield, Wombleton, YO62 7RY		
Date: 19.5.17	Scale: 1:500 @ A2	Drawing ref. W - WG - 1.1 - Rev A

Webster Associates
Chartered Town Planners
3 Spaldwick Road
Stow Longa
Huntingdon
Cambs.
PE28 0TL
Tel: 01480 860862

Landscaping

ALL COPY NOTICES MADE BY OR FOR THE ARCHITECT OR DESIGNER, DISTRICT COUNCIL PURSUANT TO SECTION 87 OF THE COPYRIGHT DESIGN AND PATENTS ACT 1988, WHICH STATE THAT ANY FURTHER REPRODUCTION OR TRANSMISSION OF THIS DRAWING IS UNLAWFUL WITHOUT THE PRIOR PERMISSION OF THE COPYRIGHT OWNER.

Proposed trees:
New tree planting of native species of local provenance will include a mixture of evergreen and deciduous trees and shrubs. The planting mix will include ferns, seeds and pollen-rich species to provide wildlife habitat and an important source of food.

A mixture of extra heavy standard and heavy standard trees and feathered whips will be planted, at spacings to suit the age and safety of use. The shrub under layer and mixed hedge will be planted at three number per meter square.

- pinus sylvestris Scots Pine
- betula pendula Silver Birch
- salix alba var. caprea Weeping Willow
- prunus avium Wild Cherry
- fraxinus excelsior Ash
- taxus baccata Common Yew
- chamaecyparis lawsoniana Lawsonian Cypress
- corvus avellana Hazel
- prunus serotina Blackthorn
- rosa canina Dog rose
- sambucus nigra Common Elder

New Screen planting:
Mixed species hedges of at least five different varieties as detailed below will be used throughout the site and these will also divide individual plots providing important infrastructure for the site and wildlife habitat as well as providing further screening of lodges:-

- crataegus monogyna Hawthorn
- prunus spinosa Blackthorn
- taxus equisetifolia Holly
- corvus avellana Hazel
- rosa canina Dog rose
- sambucus nigra Common Elder

The driveway to the lodges will be made of a porous surface using perforated stone on Geotext or similar approved. This will allow free drainage and help maintain the existing natural water table levels for the benefit of existing and newly planted trees. It will also minimise the visual impact of hard surfacing.

Parking bays will be sown with grass on Geotext or similar approved on a consolidated base and will allow the occupants maximum flexibility to utilise the areas for their own needs.





Footpaths in the immediate area of the lodges will be constructed of natural sandstone paving flags.

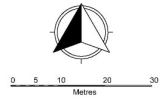
Existing intensive tree belt comprising of silver birch / white beam / sycamore and poplar trees (minimum of 6 metres wide). Former planting has occurred on site corners.

Screened brick store

Lighting

External lighting will be in the form of low level bollard type lights located at the entrance of the guest drive. Low voltage lighting will also be attached to external faces of tree lodges.

- Notes:
-  Original tree planting
 -  Existing expanded tree and hedgerow planting to supplement original tree planting
 -  Proposed tree planting
 -  Proposed native hedge



Client: Herbert Pension Scheme

Title: Holiday Lodges - Land north-east of Wombleton Grange
The Airfield, Wombleton, YO62 7RY

Date: 19.5.17

Scale: 1:500 @ A2

Drawing ref. W - WG - 1.5 - Rev A

Webster Associates
Chartered Town Planners

3 Spaldwick Road
Stow Longa
Huntingdon
Cambs.
PE28 0TL

Tel: 01480 860862

The Bungalow

MILFIELDS LANE